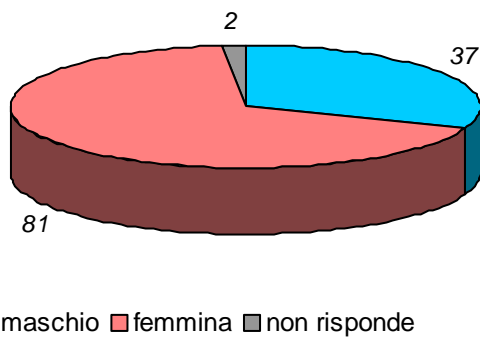


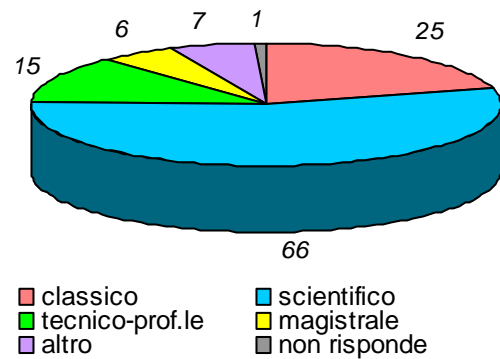
schede valide : 120 schede bianche : 0 schede nulle : 0

Informazioni degli studenti

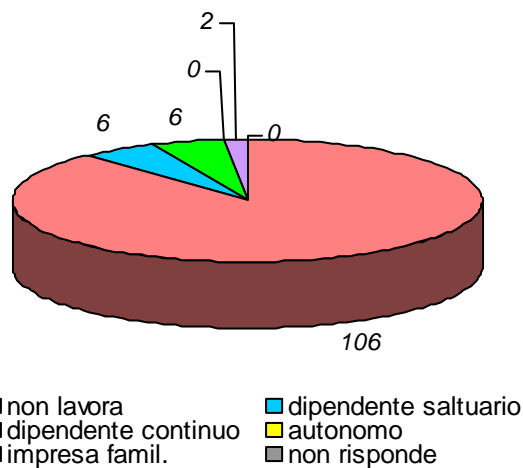
domanda 1: sesso



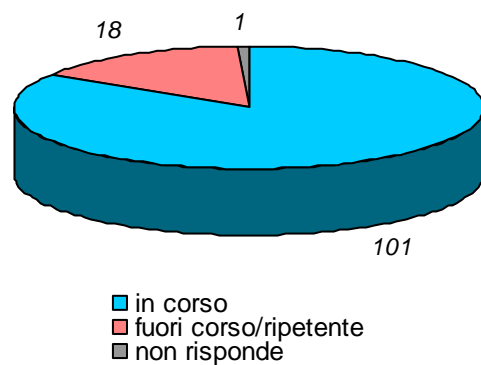
domanda 2: diploma scuola media sup.



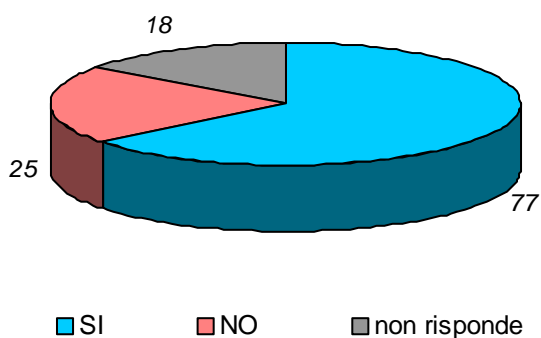
domanda 3: posizione lavorativa



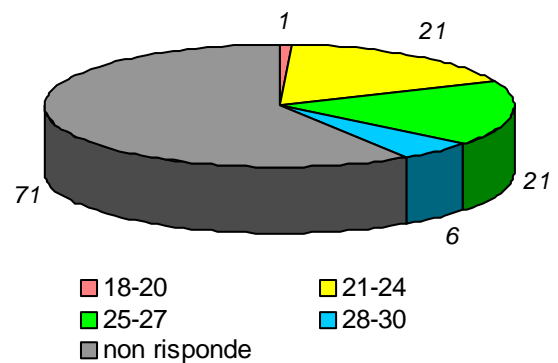
domanda 4: posizione universitaria



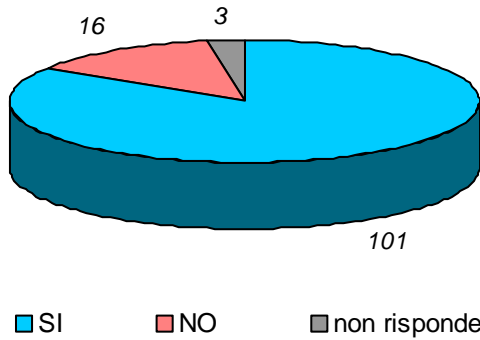
domanda 5: in regola con gli esami



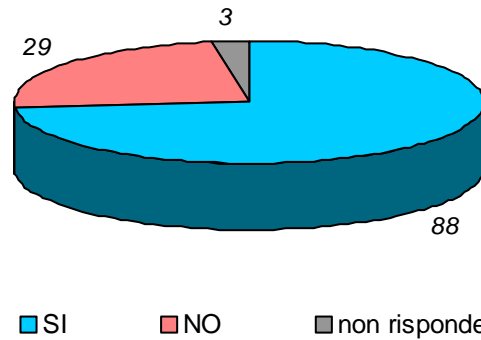
domanda 6: votazione media esami



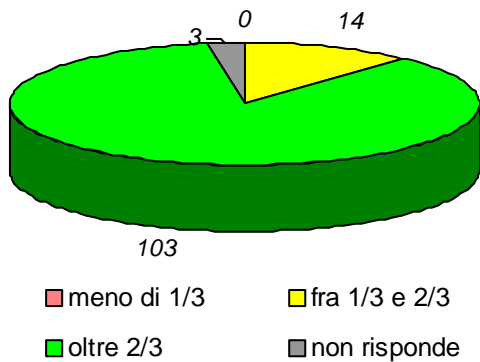
domanda 7: prima volta che affronta l'esame della disciplina



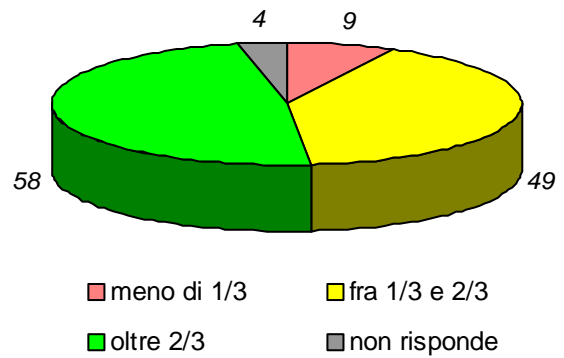
domanda 8: prima volta che segue la disciplina



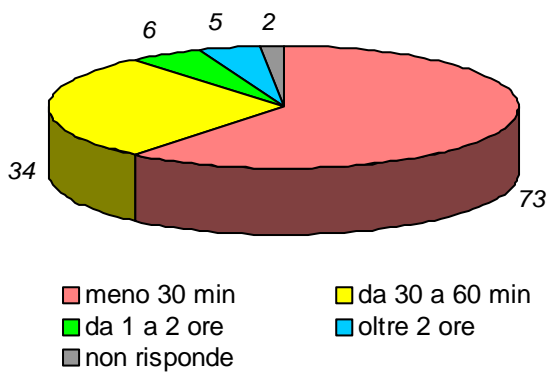
domanda 9: percentuale di frequenza della disciplina



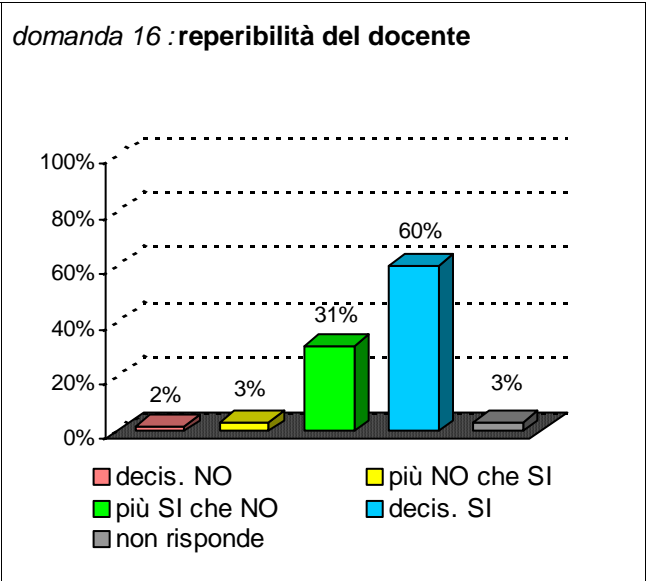
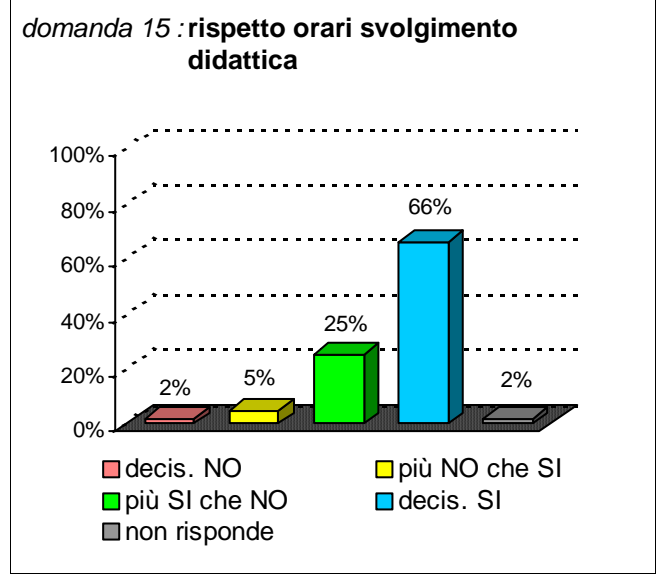
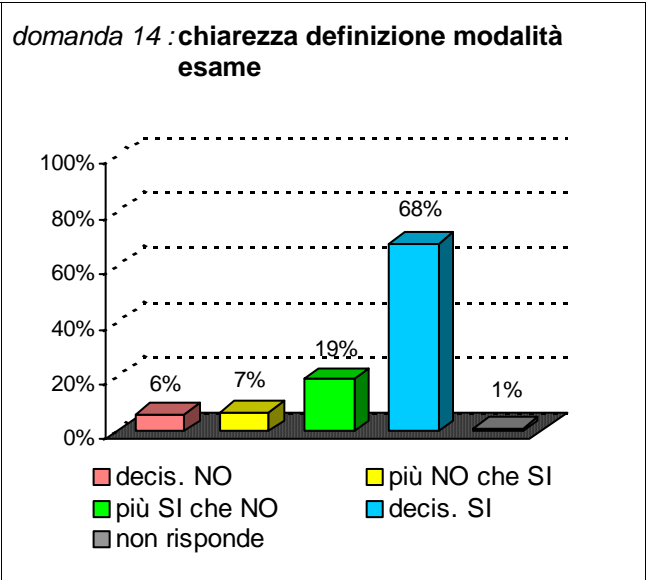
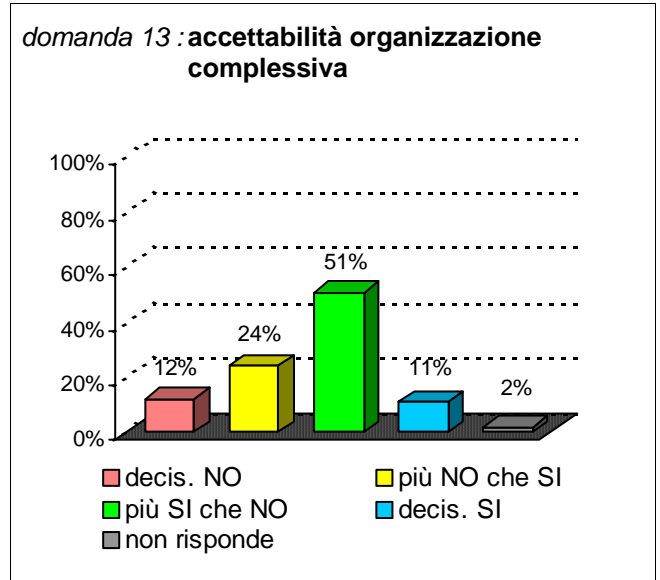
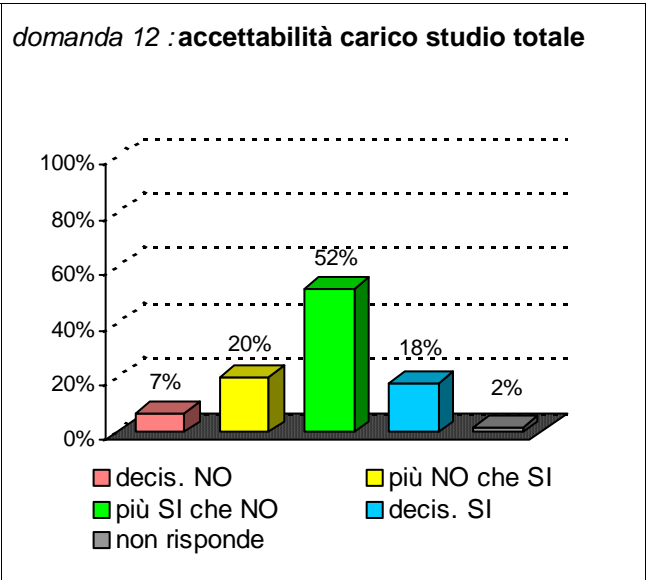
domanda 10: percentuale di frequenza delle discipline del piano studi



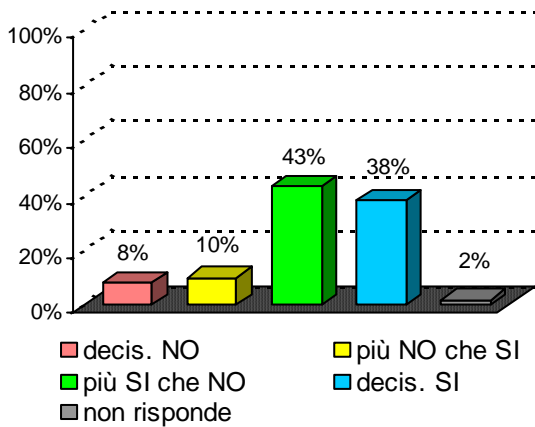
domanda 11: tempo medio per raggiungere l'Università



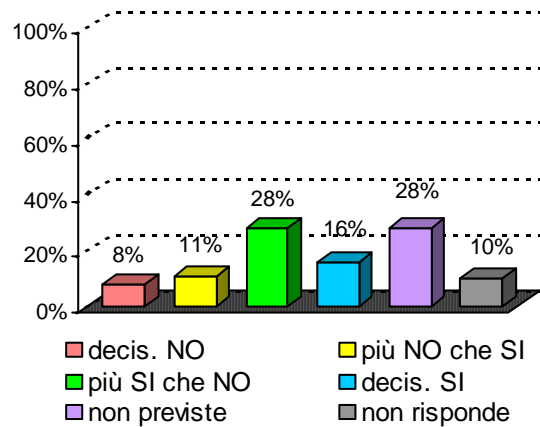
Organizzazione e Infrastrutture



domanda 23 : adeguatezza delle aule

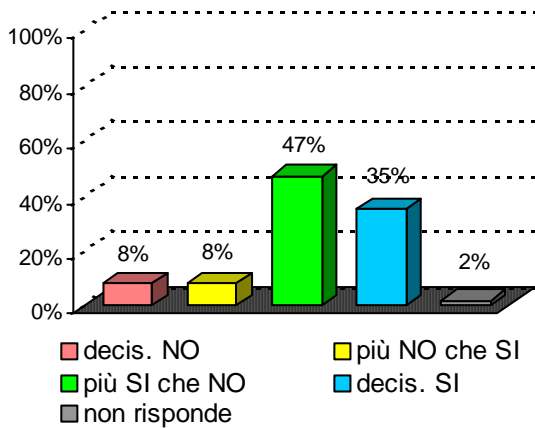


domanda 24 : adeguatezza locali e attrezz. per attività integrative

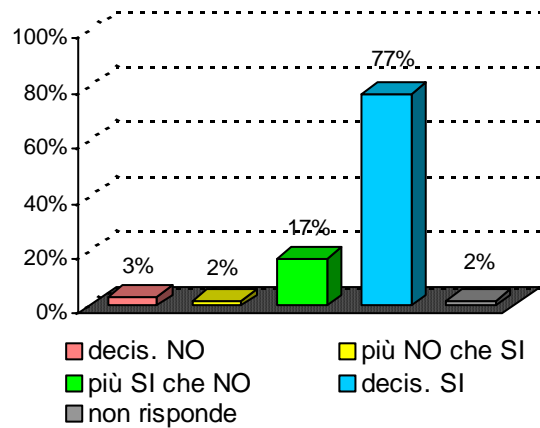


Didattica e Soddisfazione

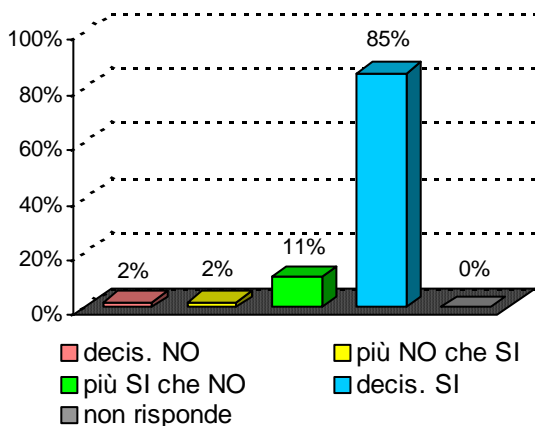
domanda 17 : sufficienza delle proprie conoscenze preliminari



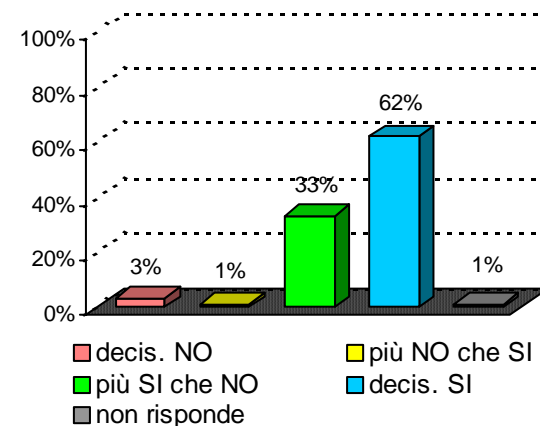
domanda 18 : stimolo suscitato dal docente per la disciplina



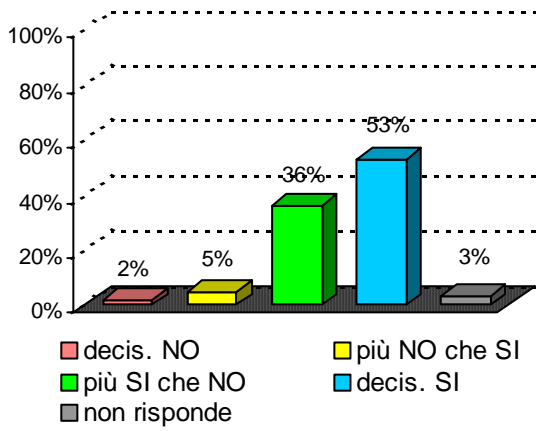
domanda 19 : chiarezza espositiva docente



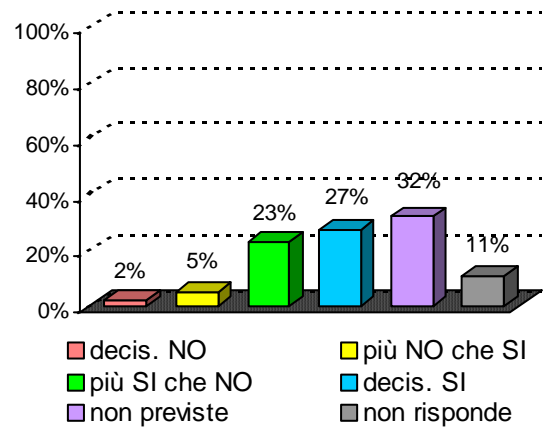
domanda 20 : proporzione tra crediti e carico studio



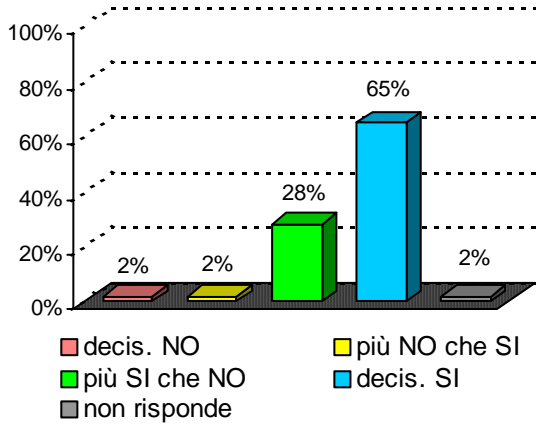
domanda 21 : adeguatezza materiale didattico



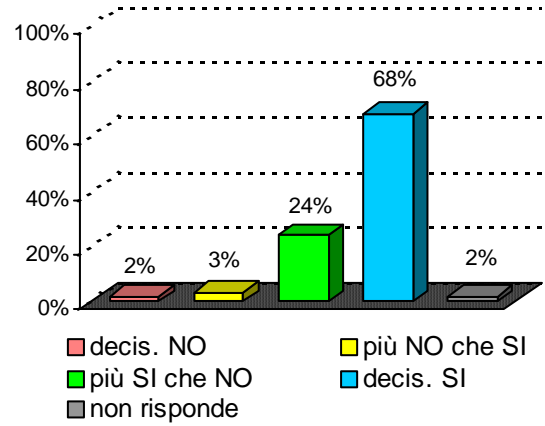
domanda 22 : utilità delle attività didattiche integrative



domanda 25 : interesse per argomenti della disciplina



domanda 26 : soddisfazione complessiva



Sintesi delle valutazioni (domande qualitative) dell'insegnamento confrontate con quelle del rispettivo Corso di Laurea e della Facoltà

Valutazione dell'insegnamento con codice : **13336/0**

domanda	decis. NO	più NO che SI	più SI che NO	decis. SI	non previste	non risponde
14	6%	7%	19%	68%		1%
15	2%	5%	25%	66%		2%
16	2%	3%	31%	60%		3%
17	8%	8%	47%	35%		2%
18	3%	2%	17%	77%		2%
19	2%	2%	11%	85%		0%
20	3%	1%	33%	62%		1%
21	2%	5%	36%	53%		3%
22	2%	5%	23%	27%	32%	11%
25	2%	2%	28%	65%		2%
26	2%	3%	24%	68%		2%

Valutazione del corso di laurea :

Farmacia

classe : **14/S**

sede didattica : **CATANIA**

domanda	decis. NO	più NO che SI	più SI che NO	decis. SI	non previste	non risponde
14	11%	17%	32%	40%		1%
15	4%	12%	31%	51%		1%
16	4%	11%	40%	43%		2%
17	6%	17%	49%	27%		1%
18	11%	18%	33%	36%		1%
19	11%	16%	30%	41%		1%
20	11%	20%	41%	27%		1%
21	8%	18%	42%	30%		2%
22	5%	8%	18%	15%	48%	6%
25	5%	9%	36%	49%		1%
26	10%	15%	37%	37%		1%

Valutazione della facoltà : **FARMACIA**

domanda	decis. NO	più NO che SI	più SI che NO	decis. SI	non previste	non risponde
14	8%	17%	35%	39%		1%
15	4%	12%	32%	50%		1%
16	3%	10%	42%	43%		2%
17	6%	19%	47%	26%		1%
18	10%	19%	38%	32%		1%
19	8%	15%	36%	39%		2%
20	8%	17%	45%	29%		2%
21	6%	16%	45%	30%		2%
22	5%	8%	17%	17%	48%	6%
25	4%	9%	38%	48%		1%
26	8%	15%	40%	35%		1%